



Anshu is a Unconventional & Unique lighting system for architectural and specific lighting applications.

Features:

- Anshu is designed for general spatial applications of lower intensity. it is not substitute for high illuminance, task lighting applications.
- It can be used for interiors and exterior applications.
- The illuminating pipe can be horizontal or vertical.



It is long length of pipe illuminated through the length, lighting the space in which it passes. Anshu optical technology transports the light to very long distances with minimal losses efficiently. The length of pipe can be 20- 50 metres length with remote, engineered light sources at single or both ends .



The pipe can be 100-150mm diameter depending on length.



The remote light engine wattage can be 80-150 watts depending on length of pipe.


Advantages:

- Low maintenance with light sources accessible at ends.
- Highly Energy efficient with all light energy efficiently diffused from the pipe into the space.
- Aesthetic and adds value to spaces with its unique design.


Applications:



Long corridors



Interior spaces




Building facades



Out door lighting



Basements



Shafts (vertical or horizontal)

Tunnels

In accessible spaces

Explosive or fire susceptible areas

Skyshade Daylights Pvt. Ltd.

#2-72, Plot No.14,,/P & 15/P, 1st Floor, Chavala Capitol Building,
Madhapur, Hyderabad-500081.

Hyderabad: 040-40204022/33, 9390717216 / 9347523222 / 9394366885

New Delhi: 8522014445 | Mumbai: 9004936005

Chennai: 8790603366 | marketing@skyshade.in | www.skyshade.in